



WILDWOOD

Meeting of the

**BOARD OF PUBLIC SAFETY
Deer Management Subcommittee**

Thursday, March 5, 2020 at 6:30 p.m.

WILDWOOD CITY HALL

**16860 Main Street
This Meeting will be Livestreamed**

Agenda

I. ROLL CALL

II. APPROVAL OF MINUTES FROM THE NOVEMBER 5, 2019 MEETING

Documents:

[DRAFT DEER MANAGEMENT SUBCOMMITTEE MINUTES 11.05.2019.PDF](#)

III. PUBLIC COMMENT

IV. REVIEW OF RESIDENT SURVEY RESULTS

Documents:

[SURVEY PRESENTATION.PDF](#)

V. DEER MANAGEMENT PLAN- REVIEW OF PROPOSED PLAN GOALS, OBJECTIVES,
AND STRATEGIES

Documents:

[GOALS OBJECTIVES AND STRATEGIES.PDF](#)

VI. MISCELLANEOUS

VII. NEXT MEETING DATE: TBD

VIII. ADJOURNMENT

The Board of Public Safety Will Consider and Act upon the Matters Listed above and Such Others as May Be Presented at the Meeting and Determined to Be Appropriate for Discussion at That Time.

The City of Wildwood Is Working to Comply with the Americans with Disabilities Act Mandates. Individuals Who Require an Accommodation to Attend a Meeting Should Contact City Hall, 458-0440 at Least 48 Hours in Advance.



WILDWOOD

Meeting of the
BOARD OF PUBLIC SAFETY
Deer Management Subcommittee
Tuesday, November 5, 2019

Wildwood City Hall Community Room
16860 Main Street
DRAFT

Committee Members in Attendance:

Marshall Scott Collier
Board Member Dave Williams
Sgt Brad Wendling, St Louis County Police

Also Present:

Rick Brown, Director of Public Works / City Engineer
Sarah Van Woert, Police Analyst, St. Louis County Police

I. ROLL CALL

A roll call was taken at 6:00 pm, with the above noted as present.

II. APPROVAL OF MINUTES

Marshal Scott Collier made a motion to approve minutes from the October 1, 2019 meeting. Sgt. Brad Wendling seconded the motion. All voted aye.

III. PUBLIC COMMENT

A. None

IV. DEVELOPMENT OF RESIDENT SURVEY

A. Sarah Van Woert, a St. Louis County Police Analyst, provided a draft copy of the up coming resident survey. The group discussed edits, revisions, and ideas from page to page. The group discussed dispersal methods of the survey and survey link, and result tabulation.

V. UPDATE ON SOCIAL MEDIA/ PUBLIC EDUCATION PROGRAM

A. Rick Brown updated the group on social media progress. The Board was also informed about a Deer Management Subcommittee web page that will soon be on the City website. The social media deer education campaign will conclude in November, and end with the survey, which will also direct participants to this webpage.

VI. POTENTIAL CAPTURE AND CULL PROGRAM

- A. The Board discussed that any decisions made regarding culling and trapping would be informed by public opinion in the up and coming survey.

VII. MISC.

VIII. NEXT MEETING DATE: TBD

IX. ADJOURNMENT

A motion was made by Marshal Scott Collier to adjourn, this was seconded by Sgt. Wendling. All were in favor. The meeting adjourned at 7:08 pm.

Respectfully Submitted,

Michelle Scherer
Administrative Assistant

DRAFT

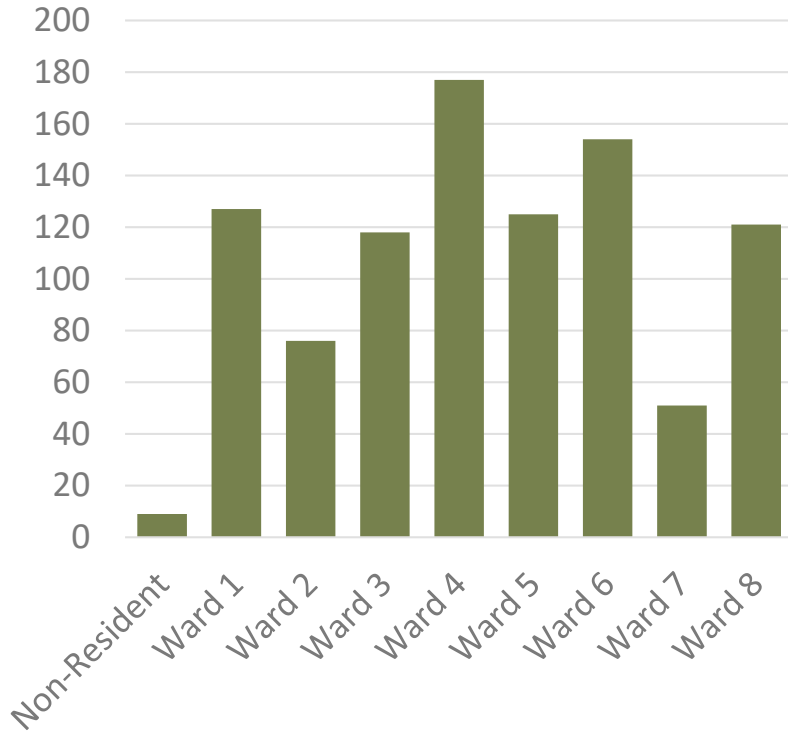


City of Wildwood: Deer Management Survey



Q1: In which ward do you live?

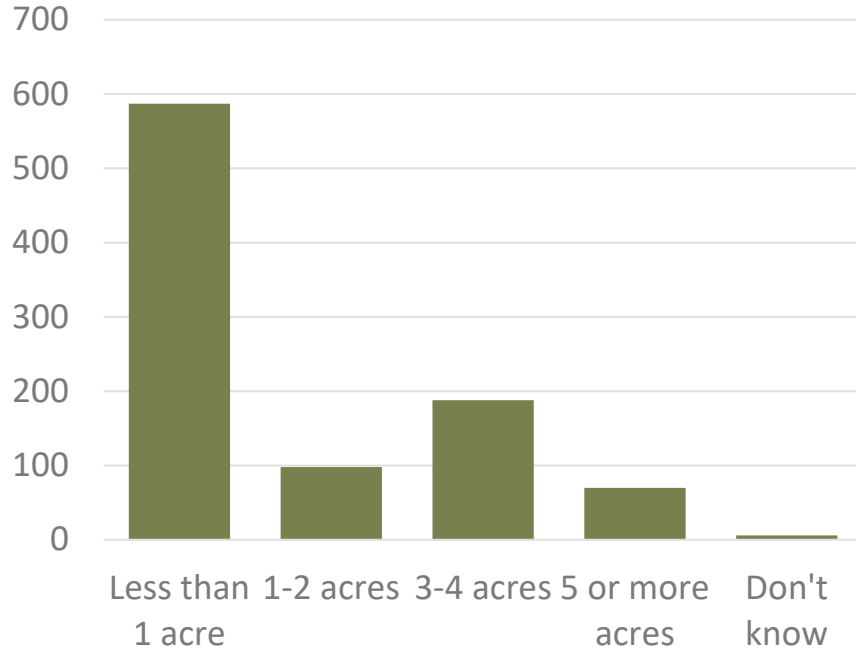
Wards of Respondents



Ward	Percentage of Responses	Number of Responses
Not a Wildwood Resident	0.9%	9
Ward 1	13.3%	127
Ward 2	7.9%	76
Ward 3	12.3%	118
Ward 4	18.5%	177
Ward 5	13.1%	125
Ward 6	16.1%	154
Ward 7	5.3%	51
Ward 8	12.6%	121
Total	100.0%	958

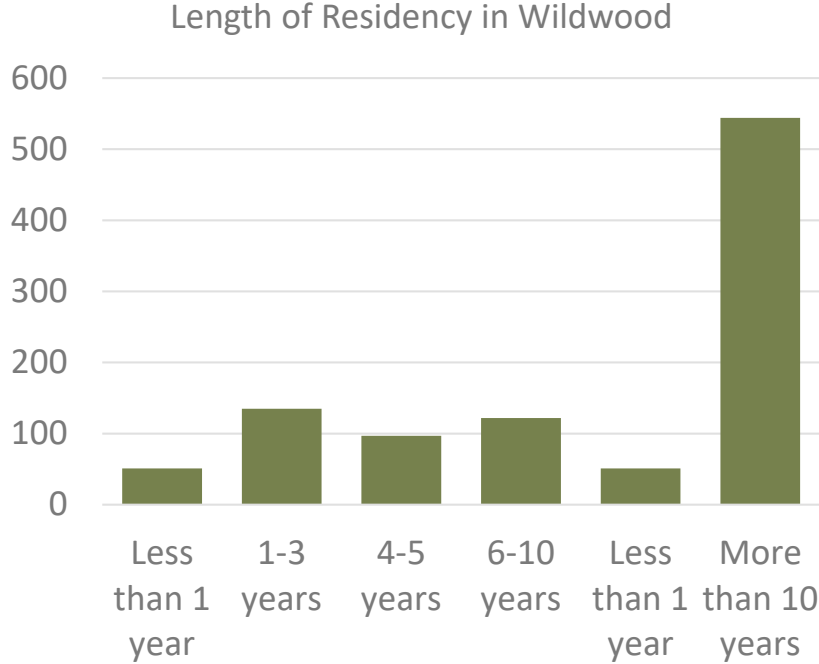
Q2: What size is your lot/property?

Lot Size of Respondents



Size	Percentage of Responses	Number of Responses
Less than 1 acre	61.9%	587
1-2 acres	10.3%	98
3-4 acres	19.8%	188
5 or more acres	7.4%	70
Don't know	0.6%	6
Total	100.0%	949

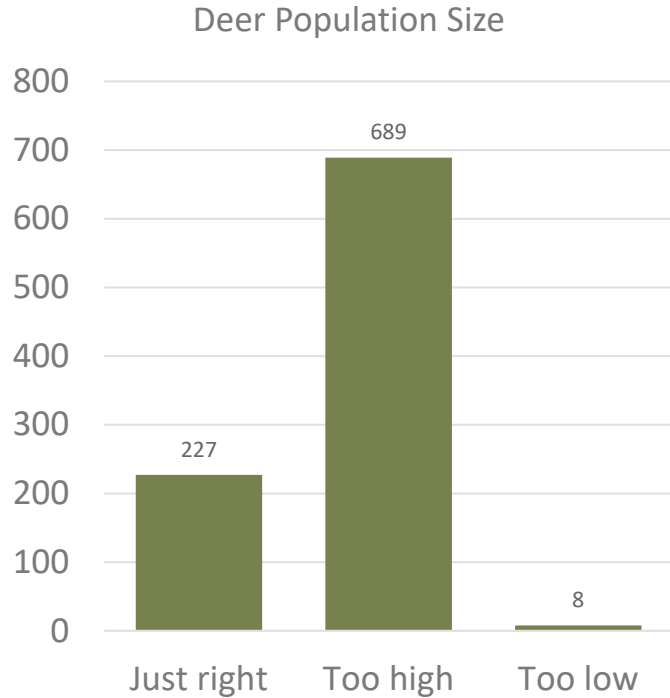
Q3: How long have you lived in Wildwood?



Years	Percentage of Responses	Number of Responses
Less than 1 year	5.4%	51
1-3 years	14.2%	135
4-5 years	10.2%	97
6-10 years	12.8%	122
More than 10 years	57.3%	544
Total	100.0%	949



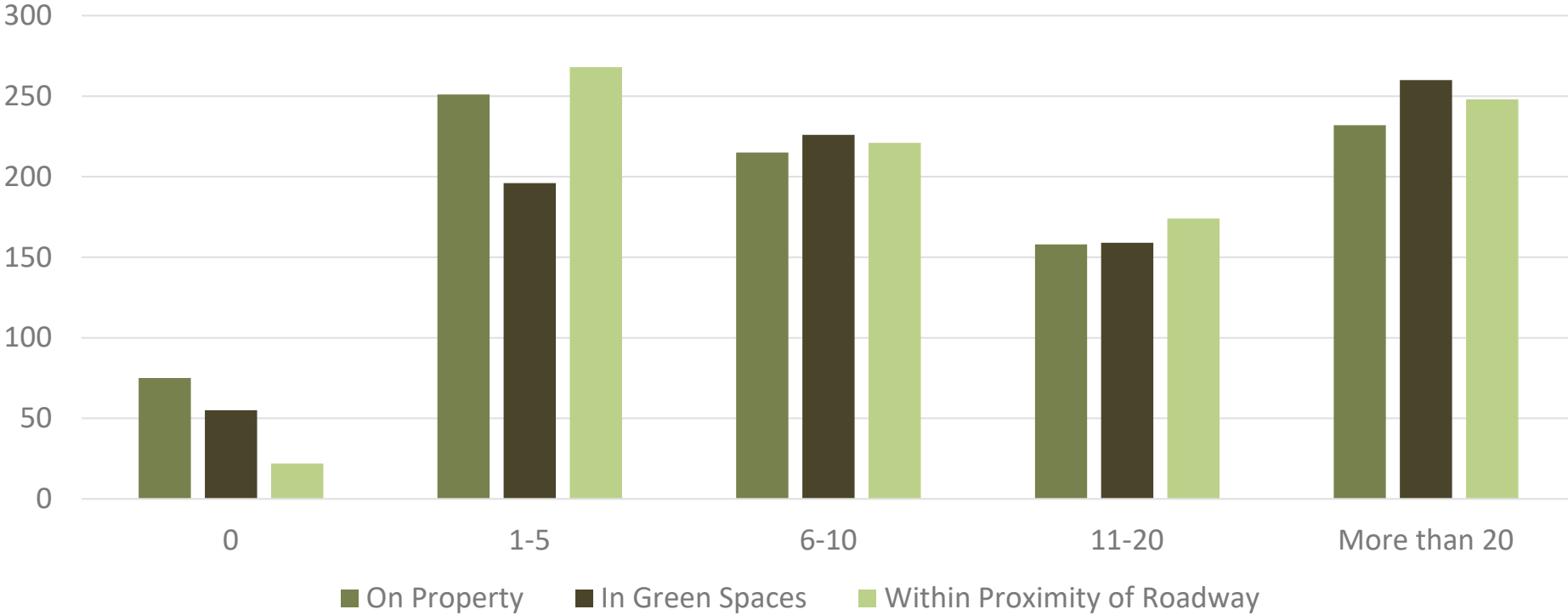
Q4: Within Wildwood City limits, do you believe the deer population is:



Ward	Just right	Too high	Too low	Missing/Skipped
Ward 1	19.7% (25)	74.8% (95)	0.0% (0)	5.5% (7)
Ward 2	13.2% (10)	84.2% (64)	0.0% (0)	2.6% (2)
Ward 3	18.6% (22)	78.0% (92)	0.8% (1)	2.5% (3)
Ward 4	16.4% (29)	81.9% (145)	0.0% (0)	1.7% (3)
Ward 5	21.6% (27)	73.6% (92)	2.4% (3)	2.4% (3)
Ward 6	35.1% (54)	63.6% (98)	0.0% (0)	1.3% (2)
Ward 7	35.3% (18)	62.7% (32)	2.0% (1)	0.0% (0)
Ward 8	34.7% (42)	58.7% (71)	2.5% (3)	4.1% (5)
Total	23.9% (227)	72.6% (689)	0.8% (8)	2.6% (25)

Q5: In an average WEEK (within Wildwood city limits), how many deer do you see in the following spaces?

Deer Seen in an Average Week



Q5: In an average WEEK (within Wildwood city limits), how many deer do you see on your property?

Ward	0	1-5	6-10	11-20	More than 20	Missing/ Skipped
Ward 1	2.4% (3)	25.2% (32)	20.5% (26)	22% (28)	26% (33)	3.9% (5)
Ward 2	0% (0)	21.1% (16)	25% (19)	19.7% (15)	32.9% (25)	1.3% (1)
Ward 3	3.4% (4)	23.7% (28)	22.9% (27)	19.5% (23)	29.7% (35)	0.8% (1)
Ward 4	1.7% (3)	16.9% (30)	21.5% (38)	20.9% (37)	37.3% (66)	1.7% (3)
Ward 5	16% (20)	29.6% (37)	20% (25)	17.6% (22)	15.2% (19)	1.6% (2)
Ward 6	1.3% (2)	24% (37)	33.1% (51)	14.3% (22)	26.6% (41)	0.6% (1)
Ward 7	31.4% (16)	47.1% (24)	11.8% (6)	7.8% (4)	0% (0)	2% (1)
Ward 8	22.3% (27)	38.8% (47)	19% (23)	5.8% (7)	10.7% (13)	3.3% (4)
Total	7.9% (75)	26.4% (251)	22.7% (215)	16.6% (158)	24.4% (232)	1.9% (18)

Q5: In an average WEEK (within Wildwood city limits), how many deer do you see in your local green spaces (such as parks or common ground)?

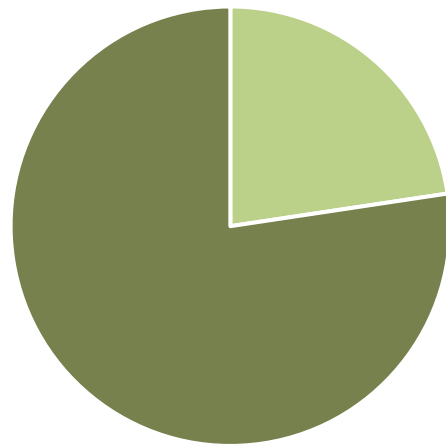
Ward	0	1-5	6-10	11-20	More than 20	Missing/ Skipped
Ward 1	8.7% (11)	11.8% (15)	22.8% (29)	15% (19)	33.9% (43)	7.9% (10)
Ward 2	1.3% (1)	18.4% (14)	19.7% (15)	13.2% (10)	40.8% (31)	6.6% (5)
Ward 3	2.5% (3)	18.6% (22)	19.5% (23)	19.5% (23)	34.7% (41)	5.1% (6)
Ward 4	4.5% (8)	13.6% (24)	19.2% (34)	23.2% (41)	35.6% (63)	4% (7)
Ward 5	2.4% (3)	20.8% (26)	29.6% (37)	15.2% (19)	25.6% (32)	6.4% (8)
Ward 6	5.2% (8)	18.2% (28)	29.2% (45)	14.9% (23)	25.3% (39)	7.1% (11)
Ward 7	9.8% (5)	49% (25)	19.6% (10)	15.7% (8)	3.9% (2)	2% (1)
Ward 8	13.2% (16)	34.7% (42)	27.3% (33)	13.2% (16)	7.4% (9)	4.1% (5)
Total	5.8% (55)	20.7% (196)	23.8% (226)	16.8% (159)	27.4% (260)	5.6% (53)

Q5: In an average WEEK (within Wildwood city limits), how many deer do you see within proximity of a roadway?

Ward	0	1-5	6-10	11-20	More than 20	Missing/ Skipped
Ward 1	0% (0)	26.8% (34)	22% (28)	16.5% (21)	32.3% (41)	2.4% (3)
Ward 2	1.3% (1)	21.1% (16)	15.8% (12)	19.7% (15)	39.5% (30)	2.6% (2)
Ward 3	1.7% (2)	22% (26)	19.5% (23)	23.7% (28)	31.4% (37)	1.7% (2)
Ward 4	0% (0)	19.2% (34)	19.8% (35)	24.3% (43)	35.6% (63)	1.1% (2)
Ward 5	4% (5)	26.4% (33)	28% (35)	19.2% (24)	19.2% (24)	3.2% (4)
Ward 6	1.9% (3)	31.2% (48)	24% (37)	14.9% (23)	27.3% (42)	0.6% (1)
Ward 7	7.8% (4)	45.1% (23)	29.4% (15)	13.7% (7)	3.9% (2)	0% (0)
Ward 8	5.8% (7)	44.6% (54)	29.8% (36)	10.7% (13)	7.4% (9)	1.7% (2)
Total	2.3% (22)	28.2% (268)	23.3% (221)	18.3% (174)	26.1% (248)	1.7% (16)

Q6: Deer can cause damage to lawns and landscaping. Have you experienced damage to your lawn / landscaping from deer in the last three years?

Damage to Lawn/Landscaping in Last 3 Years



■ No ■ Yes

Ward	No	Yes	Missing/Skipped
Ward 1	23.6% (30)	74% (94)	2.4% (3)
Ward 2	10.5% (8)	88.2% (67)	1.3% (1)
Ward 3	21.2% (25)	78% (92)	0.8% (1)
Ward 4	12.4% (22)	86.4% (153)	1.1% (2)
Ward 5	20% (25)	78.4% (98)	1.6% (2)
Ward 6	27.9% (43)	71.4% (110)	0.6% (1)
Ward 7	37.3% (19)	62.7% (32)	0% ()
Ward 8	33.1% (40)	65.3% (79)	1.7% (2)
Total	22.3% (212)	76.4% (725)	1.3% (12)



Q7: What was the estimated cost of the damage to your lawn/landscaping?

Cost of Damage to Landscaping

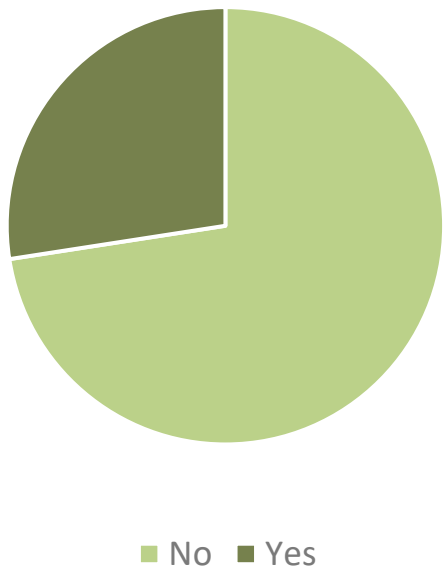


Q7: What was the estimated cost of the damage to your lawn/landscaping?

Ward	\$0-100	\$101-\$500	\$501-\$1000	\$1001+	N/A or Missing
Ward 1	15.7% (20)	33.9% (43)	9.4% (12)	13.4% (17)	27.6% (35)
Ward 2	13.2% (10)	32.9% (25)	17.1% (13)	25% (19)	11.8% (9)
Ward 3	18.6% (22)	32.2% (38)	14.4% (17)	11.9% (14)	22.9% (27)
Ward 4	18.1% (32)	33.9% (60)	15.8% (28)	16.9% (30)	15.3% (27)
Ward 5	21.6% (27)	32.8% (41)	16% (20)	8% (10)	21.6% (27)
Ward 6	20.1% (31)	25.3% (39)	16.2% (25)	9.1% (14)	29.2% (45)
Ward 7	35.3% (18)	15.7% (8)	5.9% (3)	5.9% (3)	37.3% (19)
Ward 8	26.4% (32)	26.4% (32)	5.8% (7)	6.6% (8)	34.7% (42)
Total	20.2% (192)	30.1% (286)	13.2% (125)	12.1% (115)	24.3% (231)

Q8: In the past five years, within Wildwood City limits, have you or a member of your household been involved in a motor vehicle accident or collision involving a deer in the roadway?

Motor Vehicle Accidents Involving Deer
in the Last 5 Years



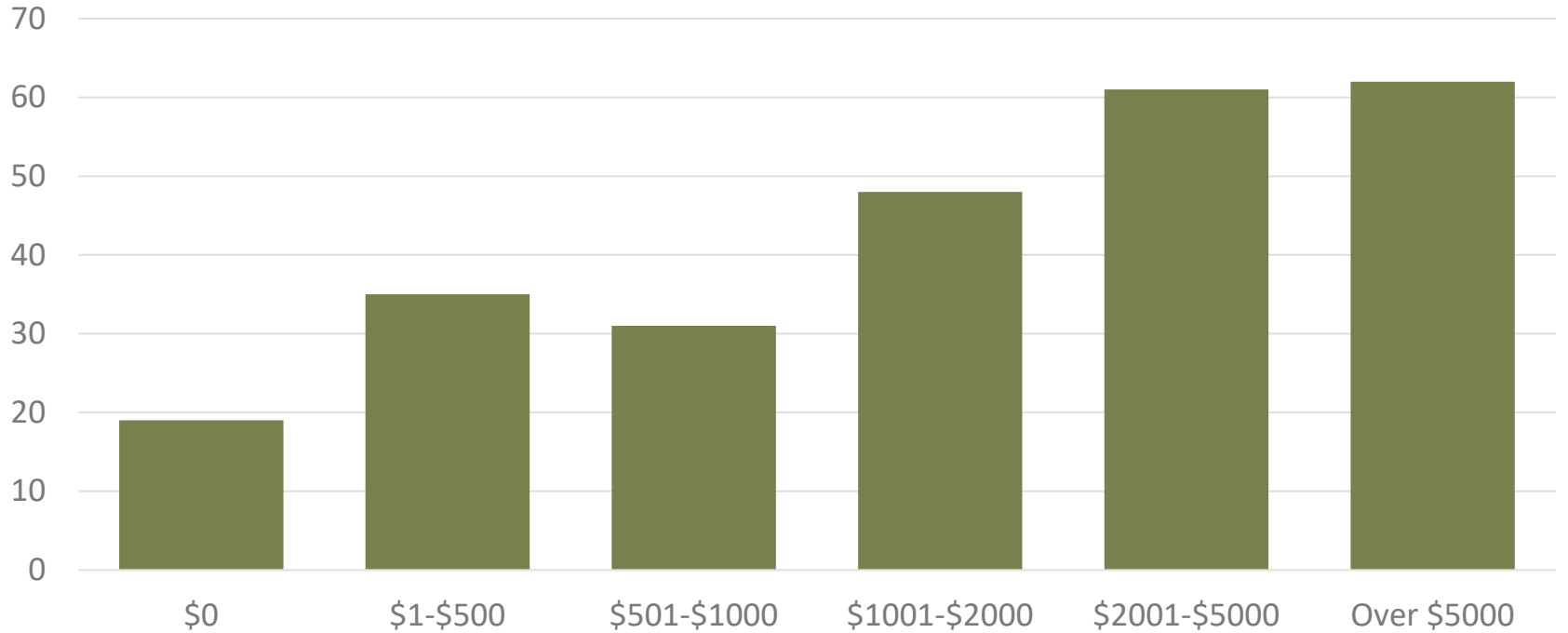
Ward	No	Yes	Missing/ Skipped
Ward 1	63.8% (81)	33.1% (42)	3.1% (4)
Ward 2	72.4% (55)	26.3% (20)	1.3% (1)
Ward 3	68.6% (81)	30.5% (36)	0.8% (1)
Ward 4	71.2% (126)	27.1% (48)	1.7% (3)
Ward 5	72.8% (91)	25.6% (32)	1.6% (2)
Ward 6	70.1% (108)	28.6% (44)	1.3% (2)
Ward 7	78.4% (40)	21.6% (11)	0% (0)
Ward 8	78.5% (95)	19% (23)	2.5% (3)
Total	71.3% (677)	27% (256)	1.7% (16)

Q9: Please estimate the cost of the damage to your vehicle, and/or hospital bills, from the previously mentioned accident, or accidents, involving deer in the roadway.

Ward	\$0	\$1- \$500	\$501- \$1000	\$1001- \$2000	\$2001- \$5000	Over \$5000	N/A
Ward 1	2.4% (3)	3.1% (4)	6.3% (8)	3.1% (4)	7.1% (9)	10.2% (13)	67.7% (86)
Ward 2	0% ()	2.6% (2)	0% ()	10.5% (8)	5.3% (4)	7.9% (6)	73.7% (56)
Ward 3	1.7% (2)	4.2% (5)	4.2% (5)	2.5% (3)	11.9% (14)	5.9% (7)	69.5% (82)
Ward 4	4% (7)	5.1% (9)	2.8% (5)	5.1% (9)	6.2% (11)	4% (7)	72.9% (129)
Ward 5	0.8% (1)	2.4% (3)	1.6% (2)	8% (10)	8% (10)	4.8% (6)	74.4% (93)
Ward 6	3.2% (5)	3.2% (5)	3.9% (6)	5.8% (9)	5.8% (9)	7.1% (11)	70.8% (109)
Ward 7	2% (1)	5.9% (3)	0% ()	2% (1)	2% (1)	9.8% (5)	78.4% (40)
Ward 8	0% ()	3.3% (4)	4.1% (5)	3.3% (4)	2.5% (3)	5.8% (7)	81% (98)
Total	2% (19)	3.7% (35)	3.3% (31)	5.1% (48)	6.4% (61)	6.5% (62)	73% (693)

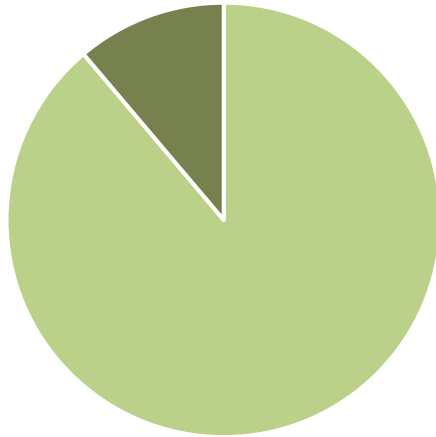
Q9: Please estimate the cost of the damage to your vehicle, and/or hospital bills, from the previously mentioned accident, or accidents, involving deer in the roadway.

Cost of Damage to Vehicle and/or Hospital Bills



Q10: While living in Wildwood, have you or anyone in your household been treated for a tick-borne illness?

Tick-Borne Illness While Living in Wildwood



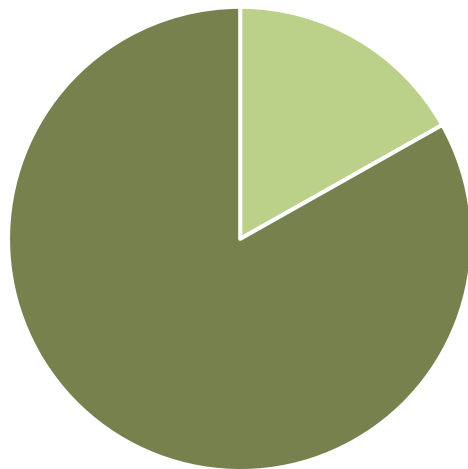
■ No ■ Yes

Ward	No	Yes	Missing/ Skipped
Ward 1	76.4% (97)	18.1% (23)	5.5% (7)
Ward 2	84.2% (64)	14.5% (11)	1.3% (1)
Ward 3	92.4% (109)	6.8% (8)	0.8% (1)
Ward 4	90.4% (160)	7.9% (14)	1.7% (3)
Ward 5	91.2% (114)	7.2% (9)	1.6% (2)
Ward 6	82.5% (127)	16.9% (26)	0.6% (1)
Ward 7	90.2% (46)	9.8% (5)	0% (0)
Ward 8	90.9% (110)	6.6% (8)	2.5% (3)
Total	87.1% (827)	11% (104)	1.9% (18)



Q11: Do you support Wildwood adopting a "No Feeding Ordinance"?

Support Adopting a "No Feeding Ordinance"

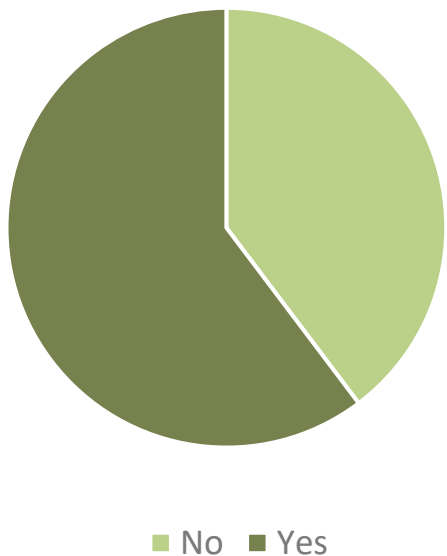


■ No ■ Yes

Ward	No	Yes	Missing/ Skipped
Ward 1	18.1% (23)	76.4% (97)	5.5% (7)
Ward 2	13.2% (10)	85.5% (65)	1.3% (1)
Ward 3	11.9% (14)	87.3% (103)	0.8% (1)
Ward 4	11.9% (21)	86.4% (153)	1.7% (3)
Ward 5	20% (25)	76.8% (96)	3.2% (4)
Ward 6	22.7% (35)	76% (117)	1.3% (2)
Ward 7	13.7% (7)	86.3% (44)	0% (0)
Ward 8	17.4% (21)	79.3% (96)	3.3% (4)
Total	16.4% (156)	81.2% (771)	2.3% (22)

Q12: Would you be in favor of allowing adjacent property owners to combine their lots in order to meet the three-acre minimum, which would allow hunting, subject to City or Homeowner's Association approval?

In Favor of Combining Lots for Three-Acre Minimum



Ward	No	Yes	Missing/ Skipped
Ward 1	39.4% (50)	55.1% (70)	5.5% (7)
Ward 2	30.3% (23)	68.4% (52)	1.3% (1)
Ward 3	41.5% (49)	56.8% (67)	1.7% (2)
Ward 4	36.2% (64)	61.6% (109)	2.3% (4)
Ward 5	36% (45)	60.8% (76)	3.2% (4)
Ward 6	42.2% (65)	55.2% (85)	2.6% (4)
Ward 7	39.2% (20)	58.8% (30)	2% (1)
Ward 8	40.5% (49)	53.7% (65)	5.8% (7)
Total	38.5% (365)	58.4% (554)	3.2% (30)

Q13: Are you in favor of the City of Wildwood adopting a sharpshooter program or a trap and euthanize program, to periodically manage the number of deer in Wildwood?

Ward	sharpshooter program	trap & euthanize program	either program	neither program	Missing/ Skipped
Ward 1	22% (28)	3.9% (5)	43.3% (55)	25.2% (32)	5.5% (7)
Ward 2	18.4% (14)	3.9% (3)	52.6% (40)	22.4% (17)	2.6% (2)
Ward 3	18.6% (22)	8.5% (10)	46.6% (55)	22.9% (27)	3.4% (4)
Ward 4	13.6% (24)	11.9% (21)	52.5% (93)	17.5% (31)	4.5% (8)
Ward 5	9.6% (12)	12% (15)	53.6% (67)	22.4% (28)	2.4% (3)
Ward 6	19.5% (30)	4.5% (7)	38.3% (59)	35.1% (54)	2.6% (4)
Ward 7	17.6% (9)	2% (1)	49% (25)	31.4% (16)	0% ()
Ward 8	13.2% (16)	6.6% (8)	41.3% (50)	33.9% (41)	5% (6)
Total	16.3% (155)	7.4% (70)	46.8% (444)	25.9% (246)	3.6% (34)

Goal 1: Proactively Manage the Deer Population in Wildwood - Proactively manage deer populations within the City to achieve densities at or below the biological and social carrying capacity.

Objective A – Annually Assess and Monitor the Deer Population in the City.

- Strategy 1 – Include annual budget appropriations for the Wildwood Precinct to complete annual or as needed assessments of the deer population.
- Strategy 2 – Wildwood Precinct Police will work with MDC to complete deer surveys during the appropriate time of year and report the results.

Objective B - Establish a Deer Population Goal for the City of Wildwood.

- Strategy 1 –Work with Erin Shank/Missouri Department of Conservation (MDC) to develop an appropriate long-term goal for the deer population in Wildwood.

Objective C - Reduce the Deer Population Within Wildwood

- Strategy 1 – Consider City ordinance modifications which support deer management efforts.
 - Propose a “No Feed Ordinance”.
 - Propose modifying existing ordinances to allow the combining of properties to meet the 3-Acre minimum for archery hunting.
 - Propose additional ordinance changes to promote safe archery hunting.
- Strategy 2 –Support and encourage expanded opportunities for archery hunting on private property in Wildwood.
 - Develop a program to match hunters with property owners.
 - Develop an ordinance change to allow combining of properties to reach the 3-acre limit for archery hunting.
- Strategy 3 – Support managed deer hunts in the City of Wildwood.
 - Recommend and request to St. Louis County that a managed hunt be held within Greensfelder County Park.
 - Support and promote managed hunts on other public lands (Babler Park, Rockwoods Reservation).
 - Develop and recommend a managed hunt(s) on City or private properties working with MDC.

Goal 2: Education, Communication, and Public Engagement

Objective A. Educate residents on the deer management plan.

- Strategy 1 – Develop promotional flyers or materials to educate residents on the deer management plan and how best to live with deer.
- Strategy 2 –Complete an annual social media campaign to promote the deer management plan.
- Strategy 3 - Promote the deer management plan through City of Wildwood website, Wildwood E-Newsletter, etc.

DRAFT