

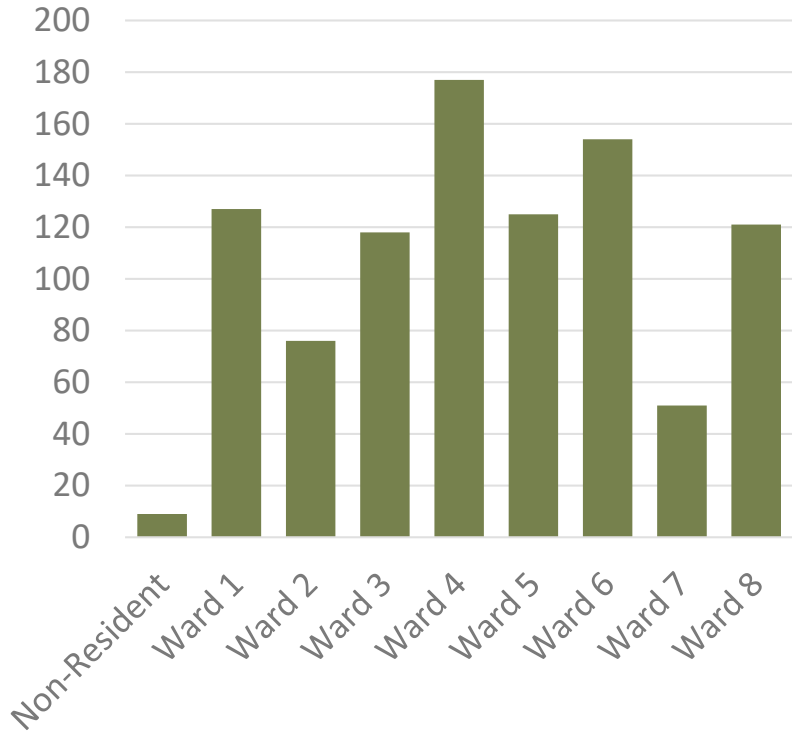


City of Wildwood: Deer Management Survey



Q1: In which ward do you live?

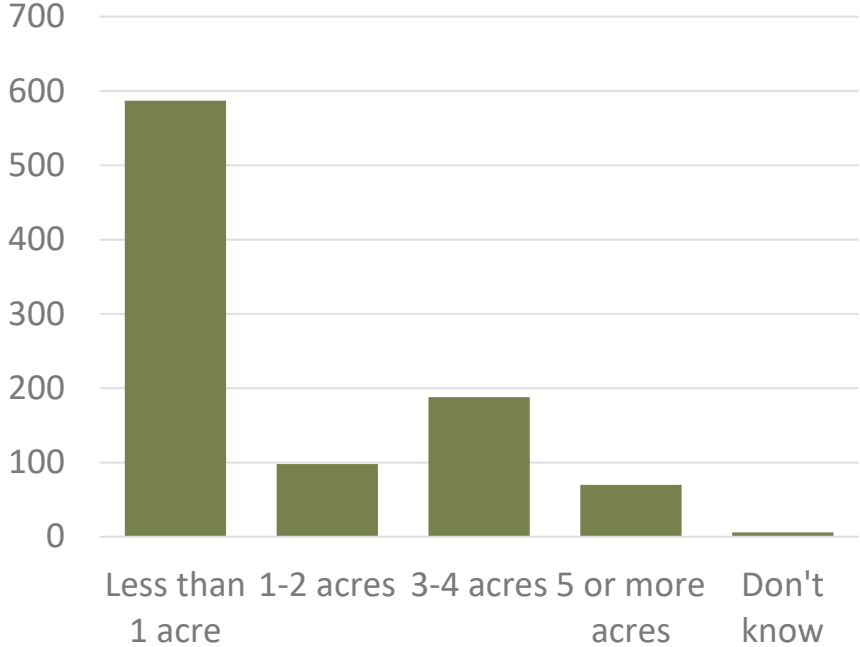
Wards of Respondents



Ward	Percentage of Responses	Number of Responses
Not a Wildwood Resident	0.9%	9
Ward 1	13.3%	127
Ward 2	7.9%	76
Ward 3	12.3%	118
Ward 4	18.5%	177
Ward 5	13.1%	125
Ward 6	16.1%	154
Ward 7	5.3%	51
Ward 8	12.6%	121
Total	100.0%	958

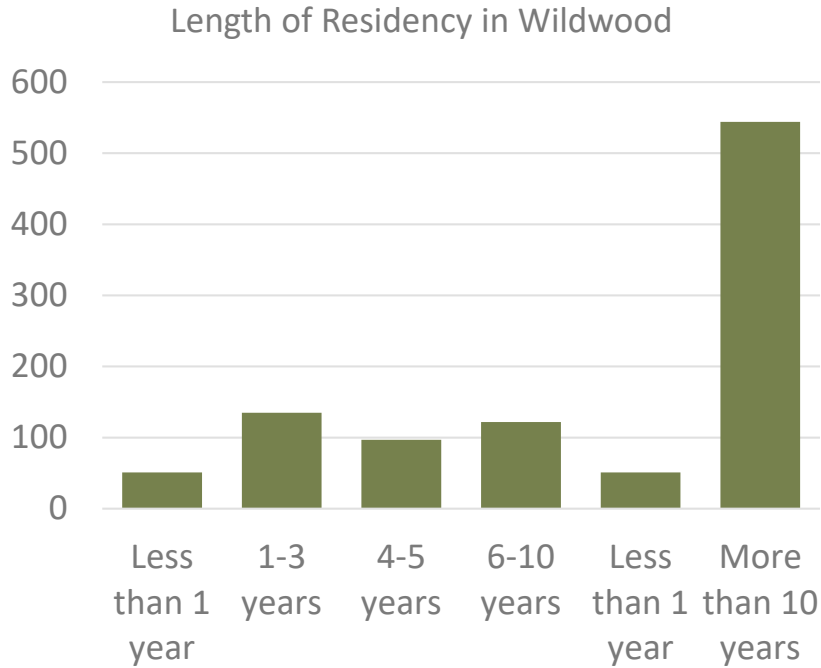
Q2: What size is your lot/property?

Lot Size of Respondents



Size	Percentage of Responses	Number of Responses
Less than 1 acre	61.9%	587
1-2 acres	10.3%	98
3-4 acres	19.8%	188
5 or more acres	7.4%	70
Don't know	0.6%	6
Total	100.0%	949

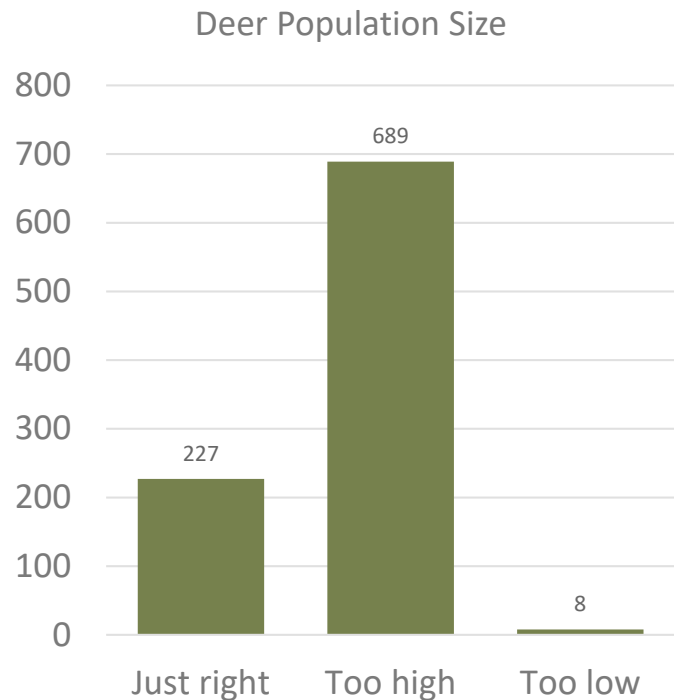
Q3: How long have you lived in Wildwood?



Years	Percentage of Responses	Number of Responses
Less than 1 year	5.4%	51
1-3 years	14.2%	135
4-5 years	10.2%	97
6-10 years	12.8%	122
More than 10 years	57.3%	544
Total	100.0%	949



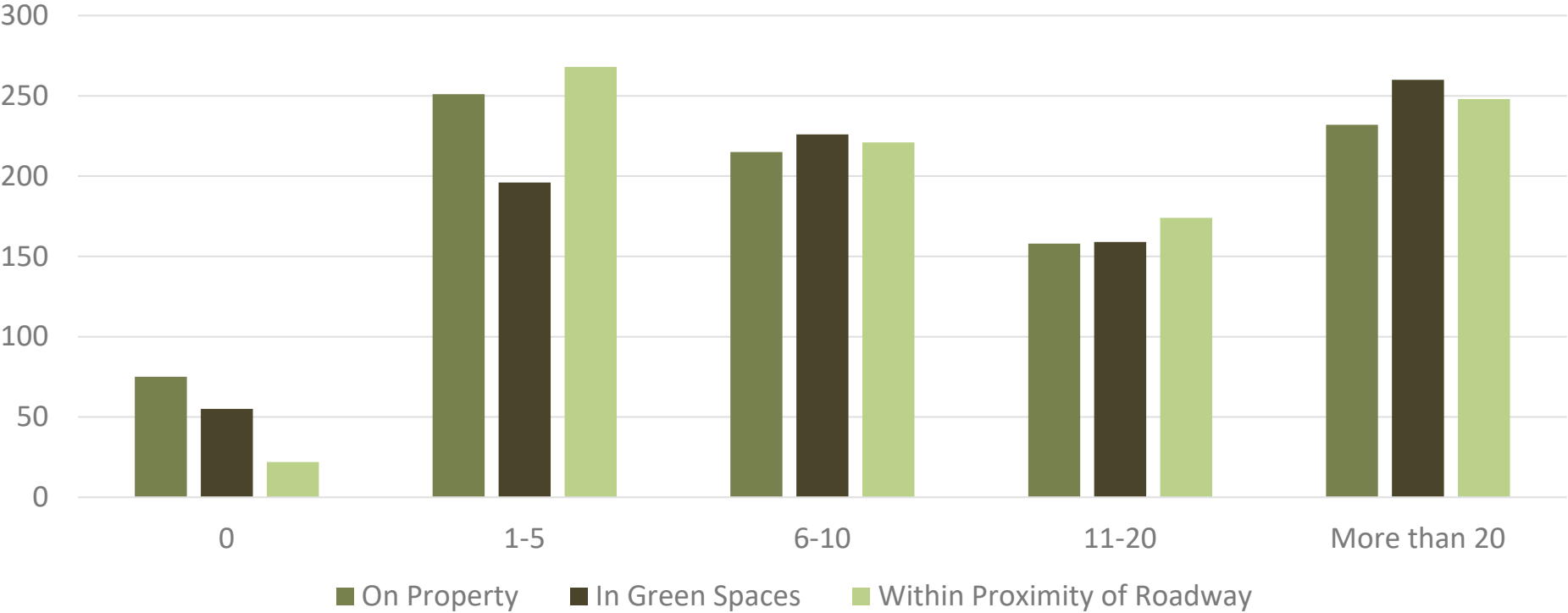
Q4: Within Wildwood City limits, do you believe the deer population is:



Ward	Just right	Too high	Too low	Missing/Skipped
Ward 1	19.7% (25)	74.8% (95)	0.0% (0)	5.5% (7)
Ward 2	13.2% (10)	84.2% (64)	0.0% (0)	2.6% (2)
Ward 3	18.6% (22)	78.0% (92)	0.8% (1)	2.5% (3)
Ward 4	16.4% (29)	81.9% (145)	0.0% (0)	1.7% (3)
Ward 5	21.6% (27)	73.6% (92)	2.4% (3)	2.4% (3)
Ward 6	35.1% (54)	63.6% (98)	0.0% (0)	1.3% (2)
Ward 7	35.3% (18)	62.7% (32)	2.0% (1)	0.0% (0)
Ward 8	34.7% (42)	58.7% (71)	2.5% (3)	4.1% (5)
Total	23.9% (227)	72.6% (689)	0.8% (8)	2.6% (25)

Q5: In an average WEEK (within Wildwood city limits), how many deer do you see in the following spaces?

Deer Seen in an Average Week



Q5: In an average WEEK (within Wildwood city limits), how many deer do you see on your property?

Ward	0	1-5	6-10	11-20	More than 20	Missing/ Skipped
Ward 1	2.4% (3)	25.2% (32)	20.5% (26)	22% (28)	26% (33)	3.9% (5)
Ward 2	0% (0)	21.1% (16)	25% (19)	19.7% (15)	32.9% (25)	1.3% (1)
Ward 3	3.4% (4)	23.7% (28)	22.9% (27)	19.5% (23)	29.7% (35)	0.8% (1)
Ward 4	1.7% (3)	16.9% (30)	21.5% (38)	20.9% (37)	37.3% (66)	1.7% (3)
Ward 5	16% (20)	29.6% (37)	20% (25)	17.6% (22)	15.2% (19)	1.6% (2)
Ward 6	1.3% (2)	24% (37)	33.1% (51)	14.3% (22)	26.6% (41)	0.6% (1)
Ward 7	31.4% (16)	47.1% (24)	11.8% (6)	7.8% (4)	0% (0)	2% (1)
Ward 8	22.3% (27)	38.8% (47)	19% (23)	5.8% (7)	10.7% (13)	3.3% (4)
Total	7.9% (75)	26.4% (251)	22.7% (215)	16.6% (158)	24.4% (232)	1.9% (18)

Q5: In an average WEEK (within Wildwood city limits), how many deer do you see in your local green spaces (such as parks or common ground)?

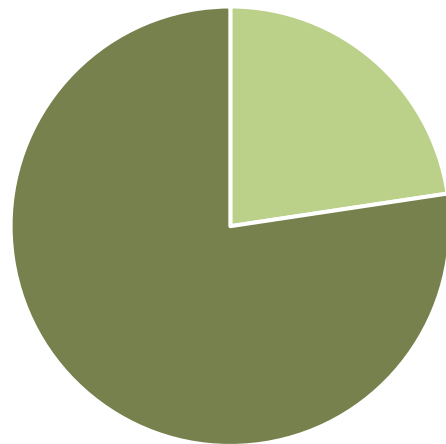
Ward	0	1-5	6-10	11-20	More than 20	Missing/ Skipped
Ward 1	8.7% (11)	11.8% (15)	22.8% (29)	15% (19)	33.9% (43)	7.9% (10)
Ward 2	1.3% (1)	18.4% (14)	19.7% (15)	13.2% (10)	40.8% (31)	6.6% (5)
Ward 3	2.5% (3)	18.6% (22)	19.5% (23)	19.5% (23)	34.7% (41)	5.1% (6)
Ward 4	4.5% (8)	13.6% (24)	19.2% (34)	23.2% (41)	35.6% (63)	4% (7)
Ward 5	2.4% (3)	20.8% (26)	29.6% (37)	15.2% (19)	25.6% (32)	6.4% (8)
Ward 6	5.2% (8)	18.2% (28)	29.2% (45)	14.9% (23)	25.3% (39)	7.1% (11)
Ward 7	9.8% (5)	49% (25)	19.6% (10)	15.7% (8)	3.9% (2)	2% (1)
Ward 8	13.2% (16)	34.7% (42)	27.3% (33)	13.2% (16)	7.4% (9)	4.1% (5)
Total	5.8% (55)	20.7% (196)	23.8% (226)	16.8% (159)	27.4% (260)	5.6% (53)

Q5: In an average WEEK (within Wildwood city limits), how many deer do you see within proximity of a roadway?

Ward	0	1-5	6-10	11-20	More than 20	Missing/ Skipped
Ward 1	0% (0)	26.8% (34)	22% (28)	16.5% (21)	32.3% (41)	2.4% (3)
Ward 2	1.3% (1)	21.1% (16)	15.8% (12)	19.7% (15)	39.5% (30)	2.6% (2)
Ward 3	1.7% (2)	22% (26)	19.5% (23)	23.7% (28)	31.4% (37)	1.7% (2)
Ward 4	0% (0)	19.2% (34)	19.8% (35)	24.3% (43)	35.6% (63)	1.1% (2)
Ward 5	4% (5)	26.4% (33)	28% (35)	19.2% (24)	19.2% (24)	3.2% (4)
Ward 6	1.9% (3)	31.2% (48)	24% (37)	14.9% (23)	27.3% (42)	0.6% (1)
Ward 7	7.8% (4)	45.1% (23)	29.4% (15)	13.7% (7)	3.9% (2)	0% (0)
Ward 8	5.8% (7)	44.6% (54)	29.8% (36)	10.7% (13)	7.4% (9)	1.7% (2)
Total	2.3% (22)	28.2% (268)	23.3% (221)	18.3% (174)	26.1% (248)	1.7% (16)

Q6: Deer can cause damage to lawns and landscaping. Have you experienced damage to your lawn / landscaping from deer in the last three years?

Damage to Lawn/Landscaping in Last 3 Years



■ No ■ Yes

Ward	No	Yes	Missing/Skipped
Ward 1	23.6% (30)	74% (94)	2.4% (3)
Ward 2	10.5% (8)	88.2% (67)	1.3% (1)
Ward 3	21.2% (25)	78% (92)	0.8% (1)
Ward 4	12.4% (22)	86.4% (153)	1.1% (2)
Ward 5	20% (25)	78.4% (98)	1.6% (2)
Ward 6	27.9% (43)	71.4% (110)	0.6% (1)
Ward 7	37.3% (19)	62.7% (32)	0% ()
Ward 8	33.1% (40)	65.3% (79)	1.7% (2)
Total	22.3% (212)	76.4% (725)	1.3% (12)



Q7: What was the estimated cost of the damage to your lawn/landscaping?

Cost of Damage to Landscaping

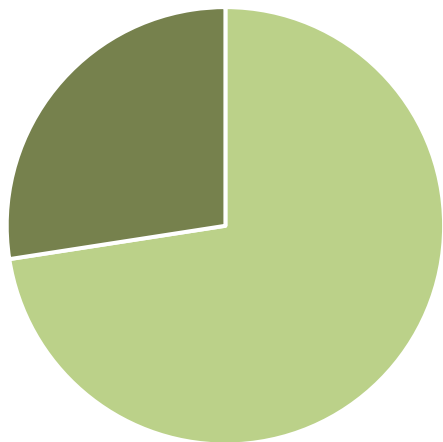


Q7: What was the estimated cost of the damage to your lawn/landscaping?

Ward	\$0-100	\$101-\$500	\$501-\$1000	\$1001+	N/A or Missing
Ward 1	15.7% (20)	33.9% (43)	9.4% (12)	13.4% (17)	27.6% (35)
Ward 2	13.2% (10)	32.9% (25)	17.1% (13)	25% (19)	11.8% (9)
Ward 3	18.6% (22)	32.2% (38)	14.4% (17)	11.9% (14)	22.9% (27)
Ward 4	18.1% (32)	33.9% (60)	15.8% (28)	16.9% (30)	15.3% (27)
Ward 5	21.6% (27)	32.8% (41)	16% (20)	8% (10)	21.6% (27)
Ward 6	20.1% (31)	25.3% (39)	16.2% (25)	9.1% (14)	29.2% (45)
Ward 7	35.3% (18)	15.7% (8)	5.9% (3)	5.9% (3)	37.3% (19)
Ward 8	26.4% (32)	26.4% (32)	5.8% (7)	6.6% (8)	34.7% (42)
Total	20.2% (192)	30.1% (286)	13.2% (125)	12.1% (115)	24.3% (231)

Q8: In the past five years, within Wildwood City limits, have you or a member of your household been involved in a motor vehicle accident or collision involving a deer in the roadway?

Motor Vehicle Accidents Involving Deer
in the Last 5 Years



■ No ■ Yes

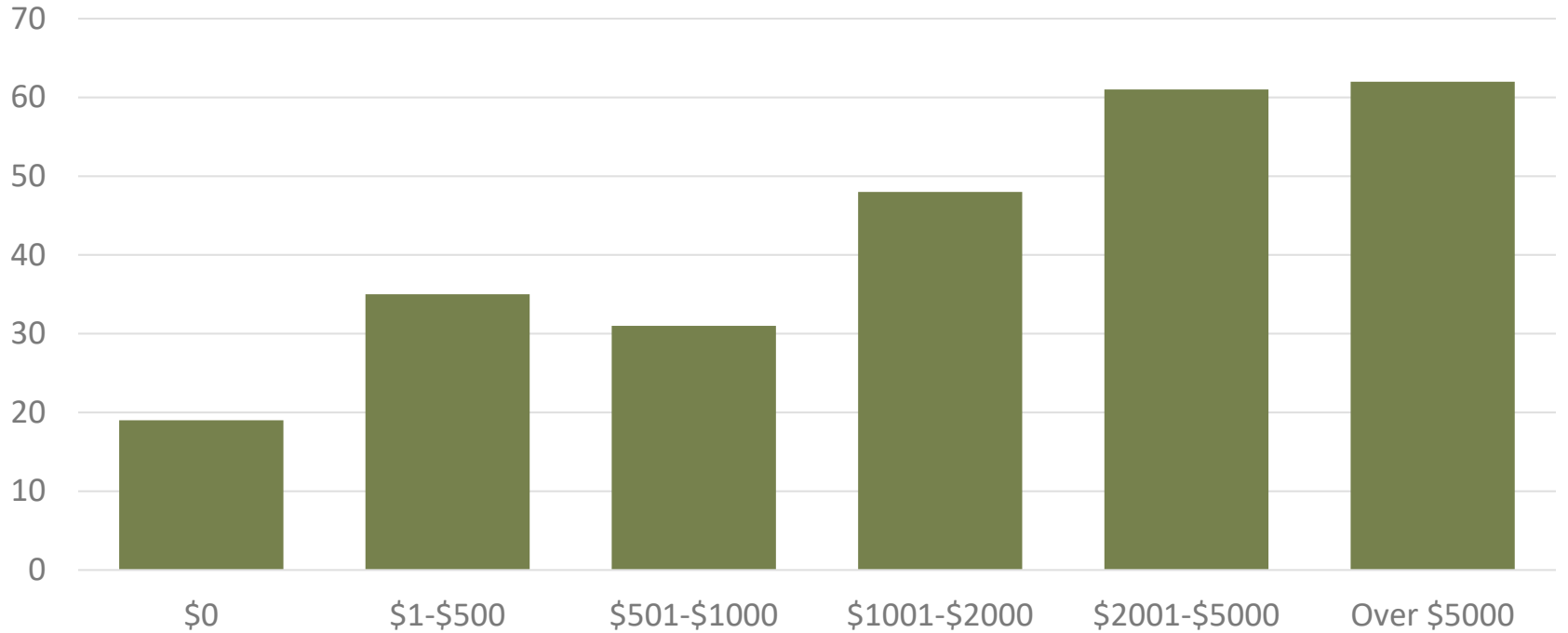
Ward	No	Yes	Missing/ Skipped
Ward 1	63.8% (81)	33.1% (42)	3.1% (4)
Ward 2	72.4% (55)	26.3% (20)	1.3% (1)
Ward 3	68.6% (81)	30.5% (36)	0.8% (1)
Ward 4	71.2% (126)	27.1% (48)	1.7% (3)
Ward 5	72.8% (91)	25.6% (32)	1.6% (2)
Ward 6	70.1% (108)	28.6% (44)	1.3% (2)
Ward 7	78.4% (40)	21.6% (11)	0% (0)
Ward 8	78.5% (95)	19% (23)	2.5% (3)
Total	71.3% (677)	27% (256)	1.7% (16)

Q9: Please estimate the cost of the damage to your vehicle, and/or hospital bills, from the previously mentioned accident, or accidents, involving deer in the roadway.

Ward	\$0	\$1- \$500	\$501- \$1000	\$1001- \$2000	\$2001- \$5000	Over \$5000	N/A
Ward 1	2.4% (3)	3.1% (4)	6.3% (8)	3.1% (4)	7.1% (9)	10.2% (13)	67.7% (86)
Ward 2	0% ()	2.6% (2)	0% ()	10.5% (8)	5.3% (4)	7.9% (6)	73.7% (56)
Ward 3	1.7% (2)	4.2% (5)	4.2% (5)	2.5% (3)	11.9% (14)	5.9% (7)	69.5% (82)
Ward 4	4% (7)	5.1% (9)	2.8% (5)	5.1% (9)	6.2% (11)	4% (7)	72.9% (129)
Ward 5	0.8% (1)	2.4% (3)	1.6% (2)	8% (10)	8% (10)	4.8% (6)	74.4% (93)
Ward 6	3.2% (5)	3.2% (5)	3.9% (6)	5.8% (9)	5.8% (9)	7.1% (11)	70.8% (109)
Ward 7	2% (1)	5.9% (3)	0% ()	2% (1)	2% (1)	9.8% (5)	78.4% (40)
Ward 8	0% ()	3.3% (4)	4.1% (5)	3.3% (4)	2.5% (3)	5.8% (7)	81% (98)
Total	2% (19)	3.7% (35)	3.3% (31)	5.1% (48)	6.4% (61)	6.5% (62)	73% (693)

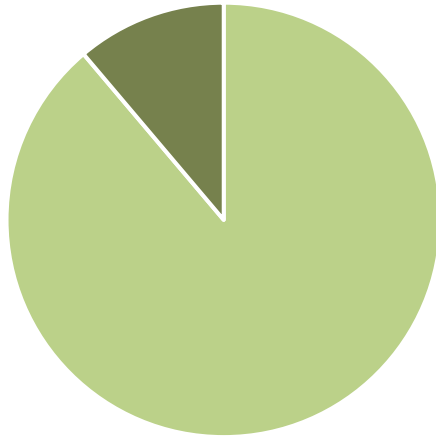
Q9: Please estimate the cost of the damage to your vehicle, and/or hospital bills, from the previously mentioned accident, or accidents, involving deer in the roadway.

Cost of Damage to Vehicle and/or Hospital Bills



Q10: While living in Wildwood, have you or anyone in your household been treated for a tick-borne illness?

Tick-Borne Illness While Living in Wildwood



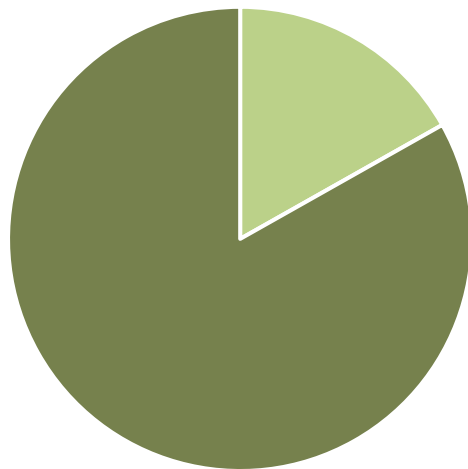
■ No ■ Yes

Ward	No	Yes	Missing/ Skipped
Ward 1	76.4% (97)	18.1% (23)	5.5% (7)
Ward 2	84.2% (64)	14.5% (11)	1.3% (1)
Ward 3	92.4% (109)	6.8% (8)	0.8% (1)
Ward 4	90.4% (160)	7.9% (14)	1.7% (3)
Ward 5	91.2% (114)	7.2% (9)	1.6% (2)
Ward 6	82.5% (127)	16.9% (26)	0.6% (1)
Ward 7	90.2% (46)	9.8% (5)	0% (0)
Ward 8	90.9% (110)	6.6% (8)	2.5% (3)
Total	87.1% (827)	11% (104)	1.9% (18)



Q11: Do you support Wildwood adopting a "No Feeding Ordinance"?

Support Adopting a "No Feeding Ordinance"

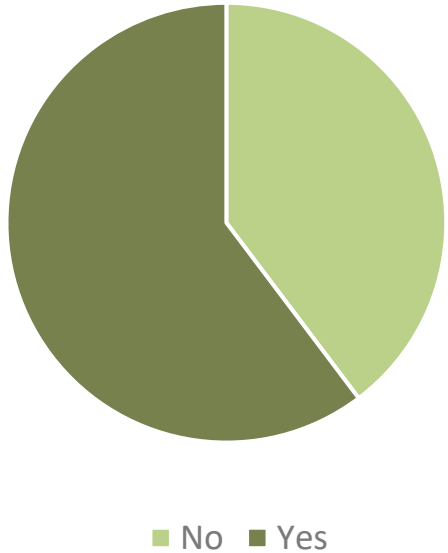


■ No ■ Yes

Ward	No	Yes	Missing/ Skipped
Ward 1	18.1% (23)	76.4% (97)	5.5% (7)
Ward 2	13.2% (10)	85.5% (65)	1.3% (1)
Ward 3	11.9% (14)	87.3% (103)	0.8% (1)
Ward 4	11.9% (21)	86.4% (153)	1.7% (3)
Ward 5	20% (25)	76.8% (96)	3.2% (4)
Ward 6	22.7% (35)	76% (117)	1.3% (2)
Ward 7	13.7% (7)	86.3% (44)	0% (0)
Ward 8	17.4% (21)	79.3% (96)	3.3% (4)
Total	16.4% (156)	81.2% (771)	2.3% (22)

Q12: Would you be in favor of allowing adjacent property owners to combine their lots in order to meet the three-acre minimum, which would allow hunting, subject to City or Homeowner's Association approval?

In Favor of Combining Lots for Three-Acre Minimum



Ward	No	Yes	Missing/ Skipped
Ward 1	39.4% (50)	55.1% (70)	5.5% (7)
Ward 2	30.3% (23)	68.4% (52)	1.3% (1)
Ward 3	41.5% (49)	56.8% (67)	1.7% (2)
Ward 4	36.2% (64)	61.6% (109)	2.3% (4)
Ward 5	36% (45)	60.8% (76)	3.2% (4)
Ward 6	42.2% (65)	55.2% (85)	2.6% (4)
Ward 7	39.2% (20)	58.8% (30)	2% (1)
Ward 8	40.5% (49)	53.7% (65)	5.8% (7)
Total	38.5% (365)	58.4% (554)	3.2% (30)

Q13: Are you in favor of the City of Wildwood adopting a sharpshooter program or a trap and euthanize program, to periodically manage the number of deer in Wildwood?

Ward	sharpshooter program	trap & euthanize program	either program	neither program	Missing/ Skipped
Ward 1	22% (28)	3.9% (5)	43.3% (55)	25.2% (32)	5.5% (7)
Ward 2	18.4% (14)	3.9% (3)	52.6% (40)	22.4% (17)	2.6% (2)
Ward 3	18.6% (22)	8.5% (10)	46.6% (55)	22.9% (27)	3.4% (4)
Ward 4	13.6% (24)	11.9% (21)	52.5% (93)	17.5% (31)	4.5% (8)
Ward 5	9.6% (12)	12% (15)	53.6% (67)	22.4% (28)	2.4% (3)
Ward 6	19.5% (30)	4.5% (7)	38.3% (59)	35.1% (54)	2.6% (4)
Ward 7	17.6% (9)	2% (1)	49% (25)	31.4% (16)	0% ()
Ward 8	13.2% (16)	6.6% (8)	41.3% (50)	33.9% (41)	5% (6)
Total	16.3% (155)	7.4% (70)	46.8% (444)	25.9% (246)	3.6% (34)